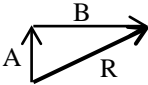
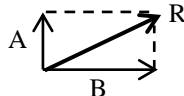

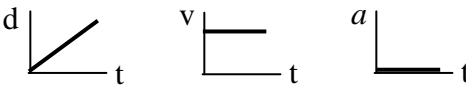




The Best %*@\$#π?^” Regents Physics Review Sheet Ever!

Math, Graphs, and Vectors:

- The fundamental SI Regents Physics units spell “MASK”: meters, amperes, seconds and kilograms
All other units are derived. In calculations, leave original units if not sure. “ Δ ” means “final – initial”
- W = work (energy) or watts. w = weight. m = mass or meters. P = power, but p = momentum.
 J = impulse or joules. E = energy or electric field. T = tension or period. Time t must be in seconds!
- Recognize quantities by units: distance d (in m), speed v (in m/s), acceleration a (in m/s^2), mass m (in kg), force F (in N), etc. Quantities with no units: coefficient of friction μ and refractive index n
Use equation to determine units. Ex: units for $[Work] = [F][d] = [ma][d] = \text{kg} \cdot \text{m/s}^2 \cdot \text{m} = \text{kgm}^2/\text{s}^2 = 1 \text{ J}$
- Unless the answer is prefixed, get rid of prefixes, eg, the **c** in cm (**except the k in kg**) before a calculation.
- Scalars** have magnitude (size) only. Ex: distance, mass, time, speed, coefficient of friction, all energies, work, power, charge, resistance, potential difference, ρ , T , f , λ , θ , refractive index
- Vectors** = scalar (magnitude) + direction. Ex: displacement, velocity, acceleration, all forces, all fields, momentum, impulse, etc. Vector = arrow. Draw with ruler to scale. Draw the arrow tip!
- Add vectors **A** and **B** using either:
a/ tip-to-tail: Resultant from tail of A to tip of B  b/ parallelogram: Resultant is diagonal. 
- Magnitude of **R** depends on angle between the two vectors being added. **See diagram 1.**
At 0° : mag. of $R = A + B$. At 180° : mag. of $R = A - B$. At 90° , mag. of $R = \sqrt{A^2 + B^2}$.
From the sum (max.) to the difference (min.) is the total range of possible resultant magnitudes.
- Any vector can be resolved (broken down) into an infinite number of paired components.
- “Show your work” means: equation, substitution with units, answer with units
- Plot points. If a straight line, use a ruler. Use best-fit line (not data points) to calculate slope.
Find what slope represents by forming ratio: y-quantity/x-quantity, then look in PhysRT.
Ex: Plot a vs. F . What does slope represent? $a/F = ?$ See PhysRT, where $a/F = \text{mass } m$

Kinematics (Study of Motion):

- distance $d = \Delta \text{position}$. DVD $\sim 10^{-3}$ m thick, your finger $\sim 10^{-2}$ m wide, and DVD $\sim 10^{-1}$ m wide
displacement d (vector) = distance (scalar) + direction. Distance is the magnitude of the displacement.
- speed v = the rate of change in distance. Average $v = d/t$. Speed is the magnitude of the velocity.
velocity v = rate of change in displacement \rightarrow velocity v (a vector) = speed (a scalar) + direction
- Add v 's as vectors: resultant $v_{\text{plane w.r.t. ground}} = v_{\text{plane w.r.t. air}} + v_{\text{air w.r.t. ground}}$
- acceleration a = time rate of change in velocity. a is a vector. a has same direction as Δv .
- a/ The slope of the distance-time graph = speed. Greater speed \rightarrow greater slope.
b/ The slope of the velocity-time graph = acceleration. Greater acceleration \rightarrow greater slope.
c/ The area under the velocity-time graph = displacement. Positive area \rightarrow positive d (right or up).
- Uniform motion = constant velocity $\rightarrow a = 0$
Pattern:  Graphs: 
- Accelerated motion = constantly changing velocity \rightarrow acceleration = constant for Regents Physics
Pattern:  Graphs: 
- Word clues: Starts from rest: $v_i = 0$; comes to rest: $v_f = 0$; average $v_{\text{avg}} = (v_i + v_f)/2$ (not in PhysRT)
Use v_{avg} for v in $d = vt$. Positive is up or right, negative is down or left.
- If a and v are same direction, speed is increasing. If a and v are opposite direction, speed is decreasing.
- Free fall (no air resistance): $a = -g = -9.81 \text{ m/s}^2$ (independent of mass and speed).
- For a dropped object: $v_i = 0$, $d = -4.9t^2$ and $v_f = -9.8t$. \rightarrow Falls $d = -4.9$ m in 1st second (NOT -9.8!)
- Projectile fired straight up: Remember the symmetry between times and speeds going up and down.
speeds $v_{\text{up}} = v_{\text{down}}$, $t_{\text{up}} = t_{\text{down}} = \frac{1}{2} t_{\text{total}}$, **$v_{\text{top}} = 0$, BUT $a_{\text{top}} = -9.81 \text{ m/s}^2$** . It is still in free fall!
- Horiz. fired project.: v_i is horiz.: $v_i = v_{ix} = \text{const.}$, $v_{iy} = 0$, and $v_y = -gt$. $a = a_y = -9.8 \text{ m/s}^2$. **See diagram 4.**
Rate of fall is indep. of v_i and same as for dropped object. **Dropped and fired hit at same time!**
Parabolic trajectory. Velocity v tangent to path. $F_{\text{net}} = \text{weight} = \text{downwards}$, so is a . F_x and $a_x = 0$.

25. Projectile fired at angle θ with initial speed v_i : Symmetry as in straight-up case. **See diagram 4.**
 Velocity is tangent to path. F_x and $a_x = 0$. $F_{\text{net}} = F_g$ = weight downward, so a is also. Still free fall.
 Horiz. comp.: $v_{ix} = v_i \cos \theta$ **stays same.** Use TOTAL time to find range: $d_x = v_{ix} \times t_{\text{total}}$
 Vert. comp. $v_{iy} = v_i \sin \theta$, Use v_{iy} as initial speed and solve problem as a ball thrown straight up
 Speeds $v_{\text{up}} = v_{\text{down}}$, $t_{\text{up}} = t_{\text{down}} = \frac{1}{2} t_{\text{total}}$, BUT $v_{\text{top}} = v_{ix}$ **and is $\neq 0$.** As before, $a_{\text{top}} = -9.81 \text{ m/s}^2$
 Trajectory is parabolic. With air resistance, range and max. height are less and no longer parabolic
 Max. range if $\theta = 45^\circ$. Max. height and max. time if $\theta = 90^\circ$. Complementary angles (eg, 20° & 70°)
 have the same range, but higher angles have longer t_{total} and reach a higher max. height.

Forces, mass, Newton's Laws and Gravity:

26. A force F is a push or pull. Forces are vectors: F = magnitude (strength of force) + direction.
 27. Forces measured in newtons, N (derived). $1 \text{ N} = 1 \text{ kg} \cdot \text{m/s}^2$ = weight of a stick of butter or small apple
 28. Two basic types: a/ *contact*: normal, tension, friction. b/ *at a distance*: weight & other field forces
 29. Isolate all forces with a free-body diagram. Draw only forces (no v , p , etc) acting on the object.
 Resultant force depends on angle between vectors: Add if 0° , Subtract if 180° , etc, as in #7-8 above.
 Resolve into x- and y-components with: $F_x = F \cos \theta$ and $F_y = F \sin \theta$. **See diagram 5.**
 30. All mass has the property (not a force) *inertia* = resistance to Δ velocity. More mass \rightarrow more inertia.
 Convert masses to kg before any calculations! 1\$ bill $\sim 10^{-3} \text{ kg}$, butter or apple $\sim 10^{-1} \text{ kg}$, student $\sim 50 \text{ kg}$
 31. *Newton's 1st*: No net force needed for motion. Otherwise known as the *Law of Inertia*:
 "An object at rest tends to stay at rest, and an object in motion tends to stay in motion."
 In other words: Net force = 0 \leftrightarrow object is in equilibrium $\leftrightarrow a = 0 \leftrightarrow$ constant velocity
 In equilibrium: up and down (y) forces balance, right and left (x) forces balance. **See diagram 5.**
 If forces are balanced ($F_{\text{net}} = 0$), object *may be at rest OR moving with constant velocity.*
 32. Equilibrant force ($-R$) is equal in magnitude but opposite to the resultant vector (R). **See diagram 2.**
 33. *Newton's 2nd*: $a = F_{\text{net}}/m$. Rearrange: $F_{\text{net}} = ma$. a has same direction as the net F .
 A net, unbalanced force (object not in equilibrium) MUST produce acceleration. F 's cause a 's.
 To find a : Find net F by adding force vectors. Divide by mass (not by the weight!).
 34. Elevator: Accelerating up $\rightarrow F_N$ (what scale shows) increases; accelerating down $\rightarrow F_N$ decreases
 35. *Newton's 3rd*: A exerts force F on B. B exerts force $-F$ on A. These equal and opposite forces always are
 same type, but act on different objects. Forces, NOT the accelerations, must have equal magnitude.
 Note: If F_1 = your weight of 600 N. Then reaction to F_1 = You pull up on Earth with a 600-N gravity force.
 36. *Gravity and Weight*: All masses attract each other with a gravitational force F_g (weakest force)
 $F_g = Gm_1m_2/r^2$ Ex: $2r \rightarrow \frac{1}{4} F$, $3r \rightarrow \frac{1}{9} F$, etc, $2m \rightarrow 2F$, $3m \rightarrow 3F$, $2m$ AND $2r \rightarrow F/2$, etc
 (inverse square) Stronger as you move closer: $(1/2)r \rightarrow 4F$, $(1/3)r \rightarrow 9F$, etc
 37. G = universal gravitational constant is NOT the same as g = the acceleration due to gravity.
 38. Weight (in N) $w = mg = F_g$ = force of Earth's gravity acting on object. If $g \approx 10 \text{ m/s}^2$, then $w \approx 10 \text{ mass}$.
 39. A gravitational field g exists around every mass. g is radial and inward for a point mass. **See diagram 7.**
 40. $g = F_g/m$ = strength of gravitational field (in N/kg) = acceleration a due to gravity (in m/s^2) = w/m
 g is proportional to $1/r^2$, so weight = mg is also $1/r^2$. Note: $2R_E$ above surface is *tripling* the distance!
 On or near the surface of a planet, g is constant as long as you don't get too far away. **See diagram 7.**
 41. Mass m is same everywhere. Weight w changes, b/c g changes: $w = mg$. Eg, $g_{\text{Moon}} = (1/6)g_{\text{Earth}}$

Uniform Circular Motion, Momentum, Impulse, Friction:

42. Centripetal forces F_c can be provided by a string, road friction, a seat, air, etc. In absence of centripetal force, objects fly off on a tangent to the circle (NOT directly away from the center of the circle).
 43. Centripetal F_c (a net force and $\neq 0$) and a_c are directed toward the center of the circle. **See diagram 8.**
 44. Velocity vector is tangent to the circle, but changes direction, so it accelerates although speed is constant.
 45. Both a_c and F_c are directly prop. to v^2 , and inversely prop. to r . F_c (NOT a_c !) is directly prop. to m .
 46. Momentum $p = mv$ is a vector in same dir. as v . Objects can have inertia (mass), but no p if $v = 0$.
 47. Changes in p : $\Delta p = mv_f - mv_i = m(v_f - v_i) = m\Delta v$. Elastic (hit & bounce) collisions \rightarrow greater Δp
 48. Impulse $J = F_{\text{net}}t = \Delta p \rightarrow$ same units: $1 \text{ N} \cdot \text{s} = 1 \text{ kg} \cdot \text{m/s}$ (but \neq newton). J is a vector w/same dir. as F_{net}
 In plot of F vs. t , area = J . Impulse $F_{\text{net}}t = \Delta p \rightarrow$ Maximize Δp by increasing F or t (follow through)

49. Momentum is conserved in all isolated (from friction) systems. For collisions/explosions, use:

$$\text{(before)} \quad m_1 v_1 + m_2 v_2 + \dots = m_1 v_1' + m_2 v_2' + \dots \quad \text{(after)} \quad (\text{v's can be negative!})$$

If objects start from rest, both left-hand v's = 0. Ex: Spring between masses is released.

If objects collide and come to rest, the right-hand v's = 0.

Hit and stick (inelastic) collisions: Both m's have the same final speed $v_1' = v_2' = v'$

50. Friction F_f is a force usually opposite to v. It converts KE into internal (heat) energy.

51. F_f depends on 1/ the nature of the two surfaces (see table of μ 's) and 2/ the normal force, F_N :

$F_f = \mu F_N$. Sliding friction is roughly independent of surface area and speed.

52. Kinetic friction is < maximum static friction. (It takes more force to start it moving.)

53. Coefficient of friction μ has different values for object at rest (static μ_s) or moving (kinetic μ_k).

54. Normal force $F_N = \text{weight} = mg$ (NOT mass alone) for horizontal flat surfaces with no extra forces.

55. Inclined plane: Components of weight w: $w_{\text{perp}} = w \cos \theta$ and $w_{\parallel} = w \sin \theta$. **See diagram 3.**

Increasing θ increases w_{\parallel} and decreases w_{perp} but does not change w itself.

56. In equilibrium, $w_{\text{perp}} = F_N$ and $w_{\parallel} = F_f$ or any other force(s) holding object up the incline.

If no friction, $F_{\text{net}} = w_{\parallel}$, and object accelerates down incline at a rate: $a = g \sin \theta$.

Energy:

57. $W = Fd$. This is true only for component of F in dir. of motion. No W if $d = 0$ or if F perp. to d.

Work = area under the F (y-axis) vs. displacement (which can be d, Δh , or x) graph. **See diagram 6.**

58. Power P is the rate at which energy is converted from one form to another. Like W, P is a scalar.

Units of P: watts, W. "Watt? Don't worry, joule get it in a second!" $1 \text{ W} = 1 \text{ J/s} \rightarrow 1 \text{ J} = 1 \text{ W} \cdot \text{s}$

59. Potential energy PE is stored in system, eg, chemical, gravity, spring, in E or B fields. Units: joules, J

60. Gravitational PE = work done in lifting an object to a height h above a reference level.

Path does not matter, only Δh . $\Delta \text{PE} = mg \Delta h$ is directly proportional to m, g and height raised Δh .

61. Hooke's Law: For ideal spring, stretch (compression) x is proportional to the applied force: $F_s = kx$

62. Spring constant k is the slope of F(y axis) vs. x plot. Stiffer spring \rightarrow steeper slope \rightarrow bigger k

63. Elastic $\text{PE}_s = \frac{1}{2} kx^2$ equals work done in stretching or compressing a spring = area under F-x graph

64. Kinetic energy is proportional to m and v^2 : $\text{KE} = (1/2)mv^2 = \text{work done to accelerate a mass}$

65. Work done on system increases its energy $W = Fd = \Delta E_T = \Delta \text{KE} + \Delta \text{PE} + \Delta Q$ (Δ internal E).

Work & ALL energies have same units: joules: $1 \text{ J} = 1 \text{ N} \cdot \text{m} = \text{kg} \cdot \text{m/s}^2 \cdot \text{m} = \text{kg} \cdot \text{m}^2/\text{s}^2 = \text{raise apple 1 m}$

Work can change each of these separately depending on how it is done:

a/ On a horizontal surface: $W = Fd = \Delta \text{KE} = \frac{1}{2}mv^2$ (Work \rightarrow changing v)

b/ At constant speed: $W = Fd = \Delta \text{PE} = mg \Delta h$ or $\frac{1}{2} kx^2$ (Work \rightarrow stored PE)

c/ On a surface with friction: $W = Fd = \Delta \text{internal energy}$ (Work \rightarrow heat)

66. Mechanical energy is the sum of the potential and kinetic energy of an object: $E_{\text{mech}} = \text{PE} + \text{KE}$

67. Law of Conservation of Energy. **See diagram 9.** In a system isolated from friction ($\Delta Q = 0$), energy can

be converted from one form to another but not destroyed! $E_T = \text{constant}$:

$$\text{(before)} \quad \text{PE} + \text{KE} = \text{PE}' + \text{KE}' \quad \text{(after)}$$

\rightarrow If there is friction, total "after" mech. energy ($\text{PE}' + \text{KE}'$) is less b/c energy is converted to heat (internal E)

68. E_T does not change for a free falling mass, a swinging pendulum, or a mass compressing a spring (Ignore friction). $\text{KE} \leftarrow \rightarrow \text{PE}$. If KE decreases, PE increases by same amount, and vice versa.

Ex: Free fall a height h from rest or pendulum, PE becomes KE: $mgh = (1/2)mv^2$. Solve for $v = \sqrt{2gh}$

Static Electricity:

69. Charge q on an electron or proton = 1 elementary charge = $e = 1.60 \times 10^{-19} \text{ C}$. Not always stated!

Milliken's oil drop experiment found q on electron was the smallest possible (a quantum).

70. Removing electrons (e^- , not e) from an object makes it more positive; adding them makes it more neg.

Net charge is the excess. It can be measure in e's or in coulombs, C. $1 \text{ C} = 6.25 \times 10^{18} \text{ e}$.

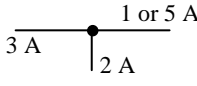
71. Like q's repel, opposite q's attract. The closer the charges, the stronger the electrical force.

If object A is attracted to a charged object B, A could be neutral or charged oppositely to B.

If object A is repelled by a charged object B, A must have the same charge as B.

72. Charge is conserved. The sum of charges before = the sum of charges after. Always.
- (before) $q_1 + q_2 + \dots = q_1' + q_2' + \dots$ (after) Signs matter!
73. One's objects loss in charge = other object's gain. Ways to charge objects (see **diagram 11**):
- a/ Friction: rub two insulators → charges are directly moved from one object to other
 - b/ Contact: Two metals touch → excess charge is spread out over both metals b/c charges repel
In metals: e^- 's can move, so excess e^- 's repel and spread themselves out on *outside* surface.
Ex: If 2 identical metal spheres touch, divide TOTAL charge by 2 to find q on each.
 - c/ Induction: Bring "+" object near neutral conductor, ground opposite side, conductor becomes "-"
74. Coulomb's Law: Every two q 's exert an electric force F_e on each other: $F_e = kq_1q_2/r^2$ (inverse square)
Ex: $2r \rightarrow \frac{1}{4} F$, $3r \rightarrow \frac{1}{9} F$, etc, $2q \rightarrow 2F$, $3q \rightarrow 3F$, $2q$ and $2r \rightarrow F/2$, etc
As you move charges closer, F increases: $(1/2)r \rightarrow 4F$, $(1/3)r \rightarrow 9F$, etc
75. An electric field $E = F_e/q$ exists around every charge q . **See diagram 10**. Units: $[E] = [F_e]/[q] = N/C$.
76. E is a vector with direction given by the direction of the electric force F_e on **positive** test charge q .
77. $E = 0$ inside a conductor, even if there is charge q on conductor. Safe in a metal car hit by lightning.
78. E field lines: Lines of electric F ; closer lines → stronger E ; lines don't cross; F_e is tangent to lines
79. E field of 1 charge is radial and $1/r^2$. Lines are out of a positive q , but into a negative q
 E fields of 2 charges is similar to the B field around two magnets. **See diagram 10**.
80. E field of 2 parallel plates: constant, equally spaced lines except near edges, out of + and into - plate
 F_e on q between plates has same mag. and dir. everywhere because $F_e = qE$, and E is constant.
Proton between plates feels same mag. F_e as electron, but opposite dir. Proton a is less b/c more m .
81. Potential difference $V = W$ (work or energy)/ q = energy needed to move a charge q in a E field.
Units are volts, V . If W in J , then q in C . If W in eV , then q in e . $1 V = 1 J/C = 1 eV/e$
An electronvolt eV is a tiny *energy* (NOT a voltage) unit. To convert: $1 eV = 1.60 \times 10^{-19} J$.

Current and Circuits:

82. Current I is the rate of charge q passing a point. Need a complete circuit and potential difference. Conservation of charge at a node (junction): $I_{in} = I_{out}$.
- 
83. $I = \Delta q/t$ Charge q in coulombs, C , I is in amperes, A . If q is given in electrons, convert to C first.
84. Potential difference (voltage) sources: batteries (DC), generators (AC), etc, all supply energy
85. Electrons e^- move most easily. Conventional I is positive and moves from high to low potential.
86. Electron collisions make drift velocity slow compared to actual e^- speed between collisions.
87. Conductors (metals, ionized gases, etc) have e^- free to move. Insulators: e^- and free and hard to remove.
88. Resistivity ρ values given in PhysRT are used to calculate R for metals. Smaller $\rho \rightarrow$ smaller R .
Units: Ohm·meters: $\Omega \cdot m$. In the equation with ρ , area $A = \pi r^2$ with r in meters for wires.
89. $R = \rho L/A \rightarrow$ Short, thick, cold silver wires make the best conductors.
90. Ohm's Law: Resistance $R = V/I =$ slope of V (y-axis) vs. I graph. Units: ohms $1 \Omega = 1 V/A$
If graph of V vs. I is straight → ohmic. True for most metals at constant temperatures.
91. For given voltage: If no $R \rightarrow$ short circuit (danger). Higher $R \rightarrow$ less I . If $R = \infty$, $I = 0 \rightarrow$ open circuit.
92. Voltage represents energy used to push electrons around. Assume no voltage loss along circuit wires.
Voltage is "across" two points, but current is the charge passing "through" circuit element.
93. **Series circuits:** More resistors → more total $R \rightarrow$ less $I \rightarrow$ less power P .
(see PhysRT V divides up in direct proportion to the R of each part.
for equations) I is the same in all parts of circuit, UNLESS you change the circuit!!!!
See diagram 12. Disconnecting one part of series circuit makes $I = 0$ in the entire circuit.
94. **Parallel circuits:** More resistors → LESS total $R \rightarrow$ more $I \rightarrow$ more $P \rightarrow$ faster power drain
(see PhysRT Current divides up in inverse proportion to the R of each part.
for equations) V is the same across all branches of the circuit.
See diagram 12. If one parallel element is disconnected, rest of circuit is NOT affected.
95. Series resistors: $R_{eq} = \text{sum} = \text{bigger than biggest } R$. For n equal series resistors R : $R_{eq} = nR$
Parallel resistors: $R_{eq} = \text{smaller than smallest } R$. For n equal parallel resistors R : $R_{eq} = R/n$
96. Voltmeters are hooked up across (in parallel). Ammeters are hooked up in series. **See diagram 12**.
97. Electrical energy W and power P : Add W or P for each part of circuit, regardless of series or parallel.

Magnetism and Electromagnetism (E&M):

- 98. Magnetism is caused by current I . A magnetic field B exists around every I (any moving q).
- 99. Direction of a magnetic field (B) = the direction that the N pole of a compass points.
- 100. B field lines point from the N pole to the S pole outside the magnet and from S to N inside the magnet.
- 101. In iron, nickel and cobalt, magnet domains are lined up. This can be randomized by raising temperature.
- 102. B field of bar magnet: Lines out of N, into S pole. Denser lines \rightarrow stronger field. Lines don't cross. B force is tangent to the B field lines. Strongest near poles. Every N has a S pole (no monopoles).
- 103. Like poles repel, opposite poles attract. Know the B Field of two bar magnets. **See diagram 13.**
- 104. Earth's B field is like a bar magnet, drifts and flips occasionally, and is a S pole near geographic North.
- 105. Solenoid (coil) B is like a bar magnet and stronger with more I or more wire turns or adding an Fe core.
- 106. *Electromagnetic induction*: Relative motion v betw. conductor and B field induces voltage in conductor. Either conductor or magnet can move. Max. voltage V if angle between v and B is 90° , minimum if 0° .
- 107. Motors and generators both use the force that a B field exerts on moving charges: same hardware.
motors: electrical energy to mechanical *generators*: mechanical energy to electrical.

Vibrations and Waves:

- 108. Period T = time to complete one cycle = time for a wave to travel one wavelength λ .
- 109. Frequency f = number of vibrations or waves per second. 1 Hertz $\text{hz} = 1/\text{s} = \text{s}^{-1} = 1$ cycle per second.
- 110. $T = 1/f \rightarrow T$ is the inverse of f and vice versa. Period T must be in seconds.
- 111. Amplitude A = displacement from equilibrium (half of peak-to-peak value). **See diagram 14.**
- 112. Simple (small A) pendulum: T increases (and f dec.) with length, independent of bob mass and A
- 113. Resonance occurs when an object is forced to vibrate at its natural frequency. The result is an increase in the A (NOT the f !) of vibration. Ex: bridges, wine glasses, air in tubes, strings, swings, etc
- 114. Vibrations cause pulses and waves. A pulse = single disturbance of medium. Repeated pulse = wave. A wave is a periodic disturbance of a medium that *transports energy*, but NOT *mass*.
- 115. medium (pl. media) is what a pulse or wave propagates through: vacuum, gases, water, solids, liquids, etc
- 116. wavelength λ = distance d between successive identical points on a wave = d that wave travels in 1 T
- 117. phase: how much a wave is shifted relative to reference point or another wave
phase angles: $1 \lambda = 360^\circ$, $\frac{3}{4} \lambda = 270^\circ$, $\frac{1}{2} \lambda = 180^\circ$, $\frac{1}{4} \lambda = 90^\circ$
- 118. Longitudinal: wave v and medium v are parallel. Transverse: wave v perpendicular to medium v
- 119. For transverse waves: Leading edge points move up, trailing edge points move down. **See diagram 14.**
- 120. Wave v depends on properties of medium (for example temperature, density, etc), not on amplitude
Wave speed $v = d/t$ or $v = f\lambda$ ($= \lambda/T$). Units: $\text{m/s} = \text{Hz} \cdot \text{m}$.
- 121. If v remains constant, increasing f decreases λ and vice versa.
- 122. Interference: Two or more waves in same medium at same time. Interference is a wave property.
Superposition: Add 2 or more waves algebraically to get a resultant wave. **See diagram 15.**
- 123. Constructive interference \rightarrow Resultant amplitude is greater. Sounds louder or appears brighter.
Waves are in phase. Phase difference $\Delta\lambda = 0, 1\lambda, 2\lambda, \dots$ or $0^\circ, 360^\circ, 720^\circ, \dots$
- 124. Destructive interference \rightarrow Resultant amplitude is less. Sounds quieter or appears dimmer.
Waves are out of phase. Phase difference $\Delta\lambda = \frac{1}{2}\lambda, (3/2)\lambda, (5/2)\lambda, \dots$ or $180^\circ, 540^\circ, 900^\circ, \dots$
Total destructive interference: Waves have equal amplitudes and are completely out of phase. Resultant is zero. Sound (noise) or light cancels out completely.
- 125. Standing waves: interference of two waves with same A , speed and f , but opposite directions.
Nodes = no movement, destructive interference. Antinodes = constructive interference. **See diagram 16.**
- 126. Diffraction = bending of wave behind an obstacle or opening. Diffraction inc. as λ inc. or as size d of opening or obstacle dec. Diffraction is a wave property. Same λ and v behind obstacle. **See diagram 19.**
- 127. Double-slit experiment combines diffraction and interference from 2 waves. **See diagram 15.**
- 128. Doppler effect: Change in *observed* f of wave due to relative motion between source S and observer O
If S and O are approaching: higher f (higher pitch or bluer light) and shorter λ . Same v for both.
If S and O are receding: lower f (lower pitch or redder light) and longer λ . Same v for both.
The source f remains constant! The faster the relative motion, the more the Δf . **See diagram 17.**
If relative motion is at constant v , Δf remains constant. If motion accelerated, Δf will change.

Sound vs. Light waves:

129. Sound waves are longitudinal, mechanical waves that need a medium. Sound does not travel in a vacuum. The amplitude A = loudness (energy), and frequency = pitch (bass or treble to ultrasound).
130. When charged particles are accelerated, electric E and magnetic B fields are induced. The fields are perpendicular to each other and to the wave velocity. This electromagnetic (E&M) radiation travels at $v = c$ (3.00×10^8 m/s) in a vacuum. c is the maximum speed limit for any object in the universe.
131. Visible light and the E&M spectrum (radio, microwave, IR, UV, x-ray, gamma rays) are transverse.
132. Wave model of light: Amplitude A = energy = brightness, but frequency f = color (visible light).
133. Light is about a million times faster than sound. See the PhysRT page 1 for actual speeds.
Sound v increases as density of medium increases, but light v decreases with increasing density.

Reflection (valid for all waves, but mostly applied to light). See diagram 20.


134. At any boundary between 2 media, light can be a/ reflected back into original medium, b/ refracted (bent) into the second medium, or c/ absorbed (increases internal energy).
135. All angles in wave problems are measured *with respect to the normal and in degrees!*
136. Law of Reflection: $\theta_i = \theta_r$ Incident and reflected waves have same v , λ and f (color)
137. A corner reflector returns the ray parallel to the incident ray.
138. Images in plane mirror are ALWAYS the *same size as object* and *same distance away* as object is!
139. Regular (specular, mirror) reflection occurs at smooth surfaces. Diffuse reflection at rough surfaces.
Law of reflection is obeyed in diffuse reflection, but normals are not parallel, so light is scattered.

Refraction and Snell's Law. All angles in degrees. Degrees are units! See diagrams 21 and 22.


140. Absolute index of refraction $n = c/v$ (no units). Snell's: $n_1 \sin \theta_1 = n_2 \sin \theta_2$. $n_2/n_1 = v_1/v_2 = \lambda_1/\lambda_2$
141. Bigger $n \rightarrow$ slower speed v . In new medium f (color) and T of light remain the same. Since v changes but f constant, λ changes. Relative index $n_2/n_1 \rightarrow$ factor by which v slows and λ decreases
142. Refraction is the bending of light (or any wave) that occurs as it enters another medium. To refract, it must enter a/ obliquely (at an angle other than 0°) and b/ change speed. Bigger $\Delta n \rightarrow$ more bending
143. Decrease angle (towards normal), decrease speed. Increase angle (away from normal), increase speed.
144. For a rectangular prism, light leaving the prism is parallel to the ray entering the prism, but shifted.
145. Total internal reflection: Only for slow to fast v change. At critical angle, wave is refracted at 90° .
146. Dispersion is the separation (splitting up) of white light into its different frequencies (colors). A prism or raindrop produces a rainbow because blue slows more, so it bends more than red ($n_{\text{blue}} > n_{\text{red}}$). See diagram 18.

Modern Physics: See diagrams 23.

147. A quantum is the smallest possible particle of something. Ex: a photon (particle of light) or the e^- charge
148. Duality: Light can act like a wave (interferes or diffracts) or a particle (photoelectric effect or collisions).
149. A photon is a particle of light with energy (no mass!) directly proportional to its frequency f and inversely proportional to its wavelength λ . Convert E in eV to joules before calculating f or λ !!



$E_{\text{ph}} = hf$
slope = h



$E_{\text{ph}} = hc/\lambda$ $h = \text{Planck's constant}$

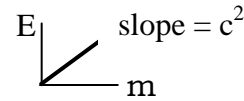
Bright light \rightarrow more photons than dim light. Blue light \rightarrow higher f (more energy) than red light.

Photoelectric Effect: Photons kick e^- s out of metal only if photon f big enough. UV works, but not red.

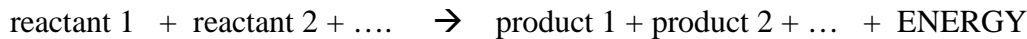
150. Duality: Matter can act like a wave (diffracts or interferes, used in an e^- microscope) or a particle.
151. Rutherford discovered tiny "+" nucleus by firing alpha particles at gold-foil: A few bounced back!
152. Bohr model: "solar system" with discrete e^- orbits around positive nucleus: Energies are quantized.
Photon absorbed $\rightarrow e^-$ moves up. Subtract e^- energy levels (ignore negative signs) to get E_{ph}
Photon emitted $\rightarrow e^-$ moves down. Subtract e^- energy levels (ignore negative signs) to get E_{ph}
Photon energy MUST match Δ energy of e^- exactly, except during ionization (see next line).
Energy needed to remove e^- = ionization potential (any extra energy goes into the KE of e^-)
For hydrogen: transitions to $n = 2 \rightarrow$ visible lines (each line represents one e^- transition)
transitions to $n = 1 \rightarrow$ more $E_{\text{ph}} \rightarrow$ higher f of light \rightarrow UV lines
transitions to $n = 3 \rightarrow$ smaller $E_{\text{ph}} \rightarrow$ lower f of light \rightarrow IR lines

One e^- transition can produce multiple photons. Ex: $n = 3$ to $n = 1 \rightarrow$ 3 photons: $3 \rightarrow 1$, $3 \rightarrow 2$ and $2 \rightarrow 1$
 \rightarrow Problems w/ Bohr: e^- accelerates, radiates, spirals in, should be a continuous spectrum, but was discrete!

153. Energy can be converted to mass and vice versa: Use $E = mc^2$ (mass is kg) OR $1u = 931 \text{ MeV}$.
More mass means more energy. Slope of E vs. m equals c^2 .
 c^2 is simply a conversion factor, and does not imply motion.



154. 1 universal mass unit $u = (1/12)$ mass of C-12 nucleus. Masses can be given in u or in kilograms.
 155. In fission or fusion, “missing mass” is converted into energy ($E = mc^2$)

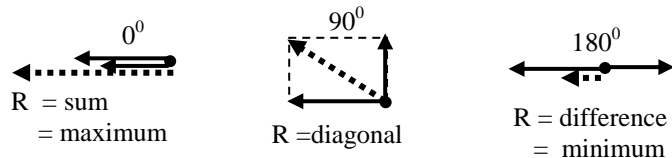


Add up reactants, add up products, then subtract \rightarrow represents energy released (aka “mass defect”)

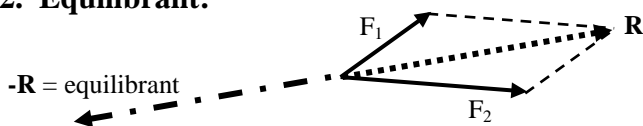
156. Matter-antimatter annihilation: mass + antimass \rightarrow 2 photons. Each photon $E_{ph} = (\text{mass})c^2$
 Pair production: 1 photon \rightarrow mass + antimass. The photon E_{ph} must be at least $= 2(\text{mass})c^2$
 157. Total mass-energy is conserved, but mass and energy by themselves are NOT, b/c $m \leftarrow \rightarrow E$
 158. Only charged particles can be accelerated in a particle accelerator. Energy gained is $W = qV$.
 159. Only integer multiples of $e = 1.60 \times 10^{-19} \text{ C}$ can be found on any particle. (Except quarks.)
 160. Quarks: charge $= (+2/3)e$ or $(-1/3)e$, with opposite charges for antiquarks.
 161. Matter m with charge q has antimatter with same mass m but *opposite* charge $-q$. **See diagram 24.**
 162. All matter is either a/ a lepton or b/ a hadron. Hadrons are either: a/ mesons ($q\bar{q}$) or b/ baryons (qqq).
 Quarks are never found alone. That is why it is ok that they have charge that is a fraction of e .
 Add up charge on all quarks in particle to find total charge on particle, which must be an integer.
 163. The antiparticle of a meson $q\bar{q}$ is $\bar{q}q$. The antiparticle of a baryon qqq is $\bar{q}\bar{q}\bar{q}$. Same m , but opposite q .
 164. Protons (uud) and neutrons (udd) are made of up and down quarks because those two quark flavors are the most common and the least massive flavors. More massive quarks are formed at higher energies.
 165. The 4 Fundamental Forces (excluding dark energy):
 1. Strong nuclear (strongest) \rightarrow always attractive and very short range \rightarrow holds the nucleus together
Protons are attracted to other protons (and to neutrons) if close enough by this force!
 2. Electromagnetic \rightarrow between q 's \rightarrow attractive OR repulsive, $1/r^2$, and infinite range
 3. Weak nuclear \rightarrow important during radioactive decay (don't need to know for Regents Physics)
 4. Gravity (weakest) \rightarrow always attractive, $1/r^2$, and infinite range. Important b/c planets are neutral.

Diagrams:

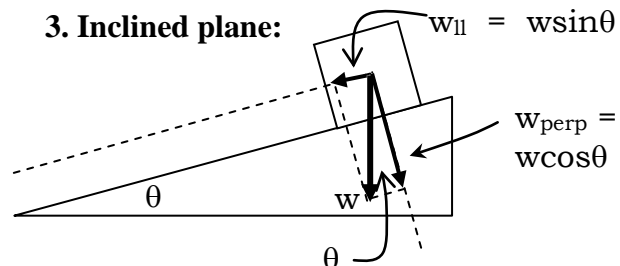
1. R depends on direction between vectors:



2. Equilibrant:

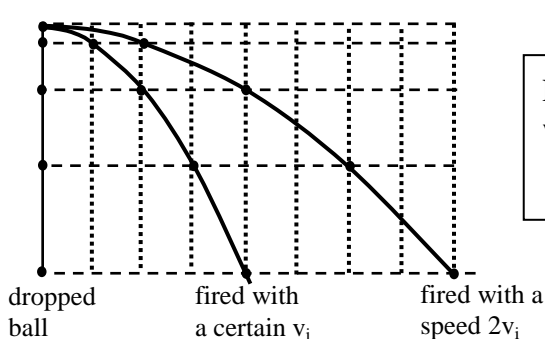


3. Inclined plane:

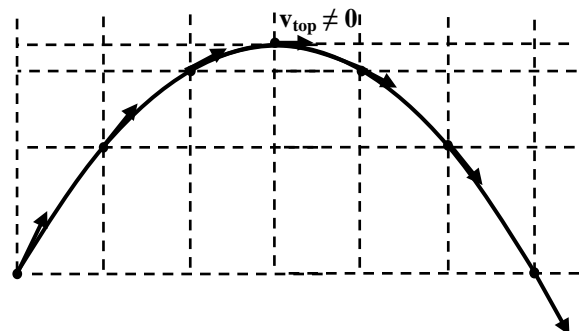


4. Projectile Motion:

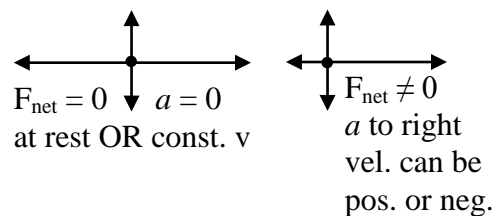
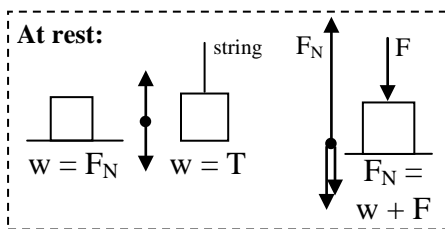
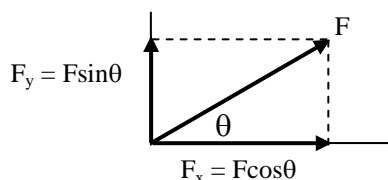
In both cases: parabolic trajectories and F and a are down!



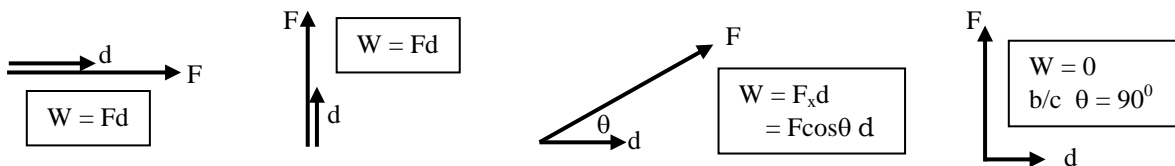
$F_{\text{net}} =$	$a_x = 0$
w (down arrow)	$a_y = -g$ (down arrow)



5. Forces:



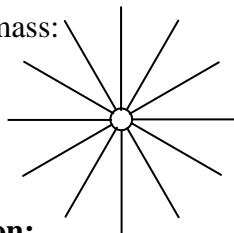
6. Work:



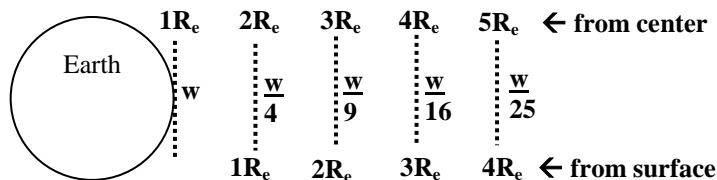
7. Gravitational fields g:

$g = 9.81 \text{ m/s}^2$ is constant at Earth's surface:

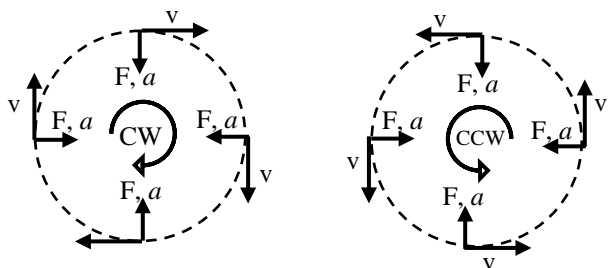
$g \sim 1/r^2$ for a point mass:



F_g (weight) or g as a function of distance from Earth:

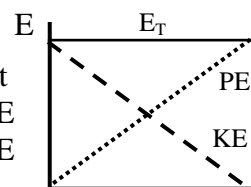


8. Uniform circular motion:



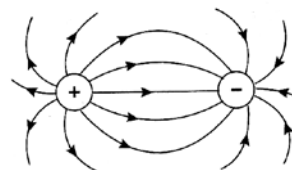
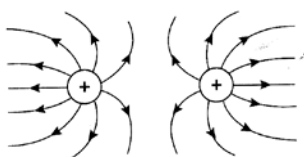
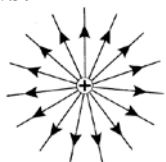
9. Conservation of Energy for a freely falling object or a pendulum with no friction:

$E_T = PE + KE = \text{constant}$
Loss of KE \rightarrow gain of PE
Loss of PE \rightarrow gain of KE

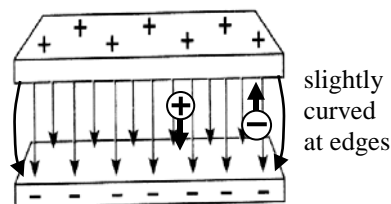
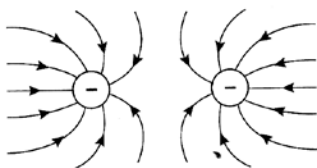
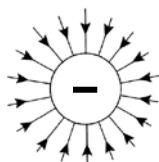


10. Electric fields:

positive charge:

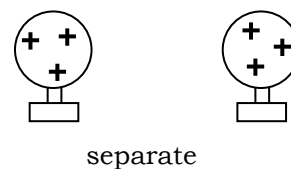
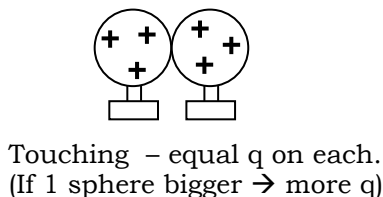
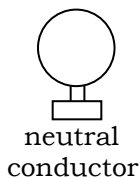
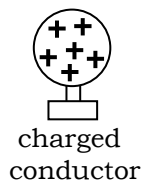


negatively charged object:

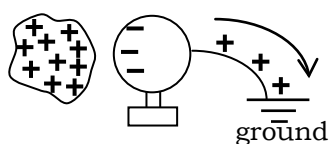
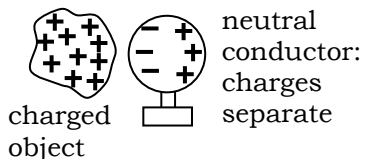


11. Charging (all diagrams could have all charge signs reversed):

a/ by contact:



b/ by induction:



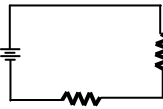
Remove ground, then remove the charged object. Note: charges now opposite original charged object.



12. Circuits:

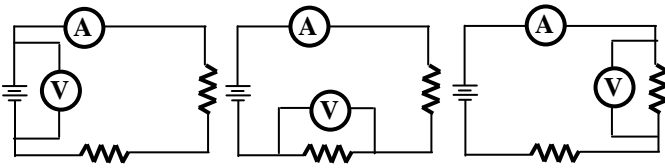
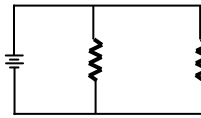
Series:

I same
 $V = V_1 + V_2$

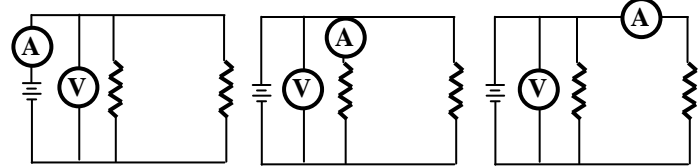


Parallel:

V same
 $I = I_1 + I_2$

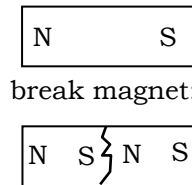
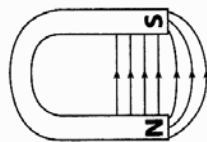
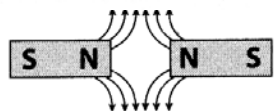
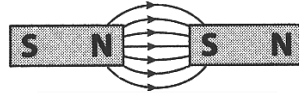
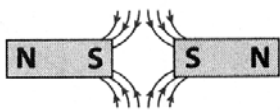


A in series anywhere, but V across different elements.

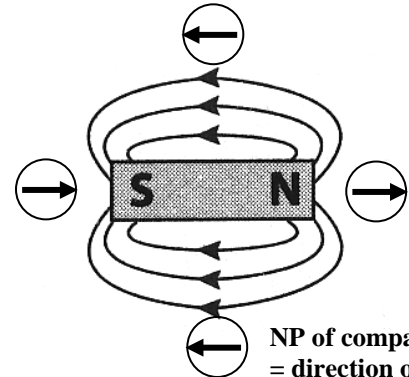


V across anywhere, but A in series with different elements.

13. Magnetic fields around magnets and a broken magnet:

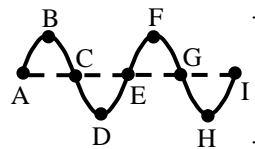
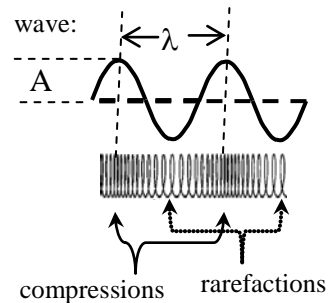



break magnet:



NP of compass
 = direction of B

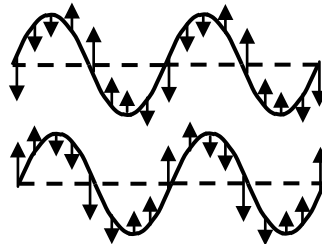
14. Pulses and waves



In phase (1λ): AE, BF, CG, DH, EI, and AI (2λ)
 Completely out of phase ($1/2\lambda$): AC, BD, CE, DF, EG, FH, GI. Also ($3/2\lambda$): AG, BH, CI

Transverse wave
 velocity to right:

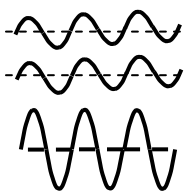
Transverse wave
 velocity to left:



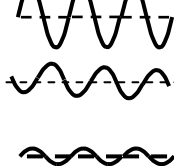
Up and down arrows are
 velocity of **medium**.
 Troughs and leading edges
 are always moving up.
 Peaks and trailing edges
 are always moving down.

15. Interference:

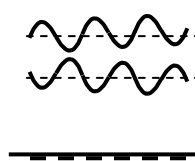
constructive:



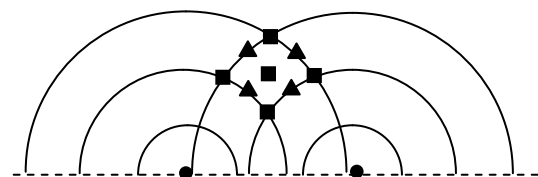
destructive:



complete
 destructive:



2-slit diffraction and interference:

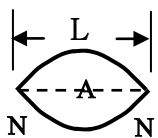


■ = constr.
 $\Delta\lambda = 0, 1\lambda, 2\lambda,$

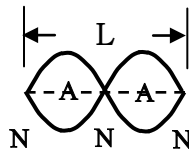
▲ = destr.
 $\Delta\lambda = 0, 1/2\lambda, 3/2\lambda,$

16. Standing Waves

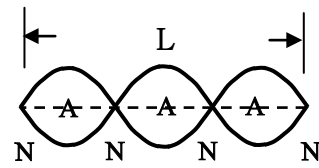
$$L = \frac{\lambda}{2}$$



$$L = 1\lambda$$




$$L = \frac{3\lambda}{2}$$



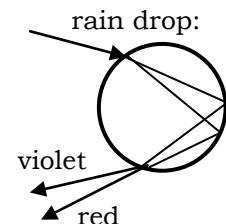
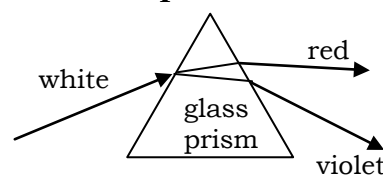
17. Doppler Effect:

lower f (red)
 longer λ
 same v

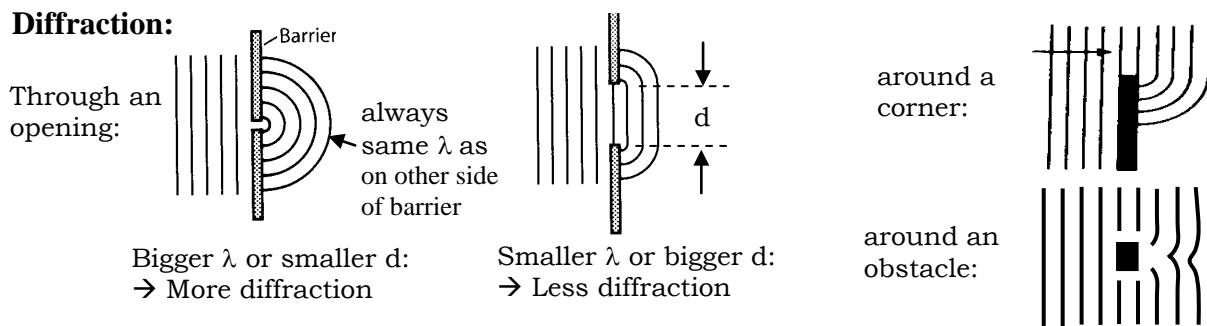


higher f (blue)
 shorter λ
 same v

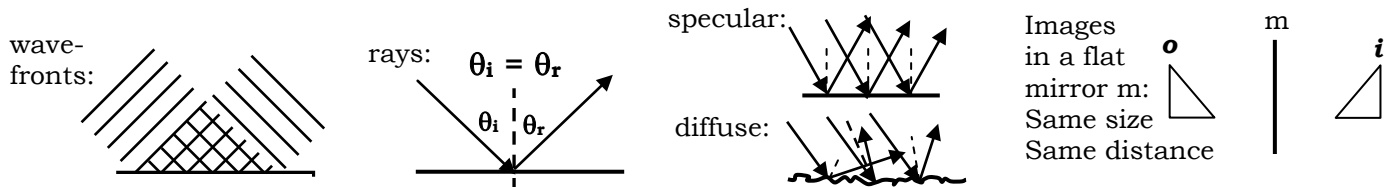
18. Dispersion:



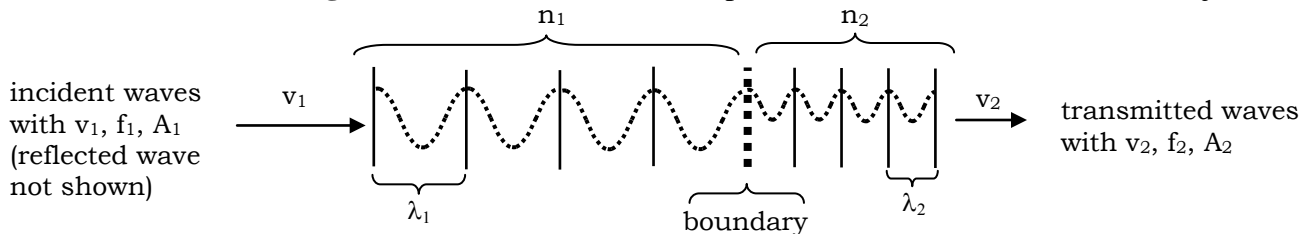
19. Diffraction:



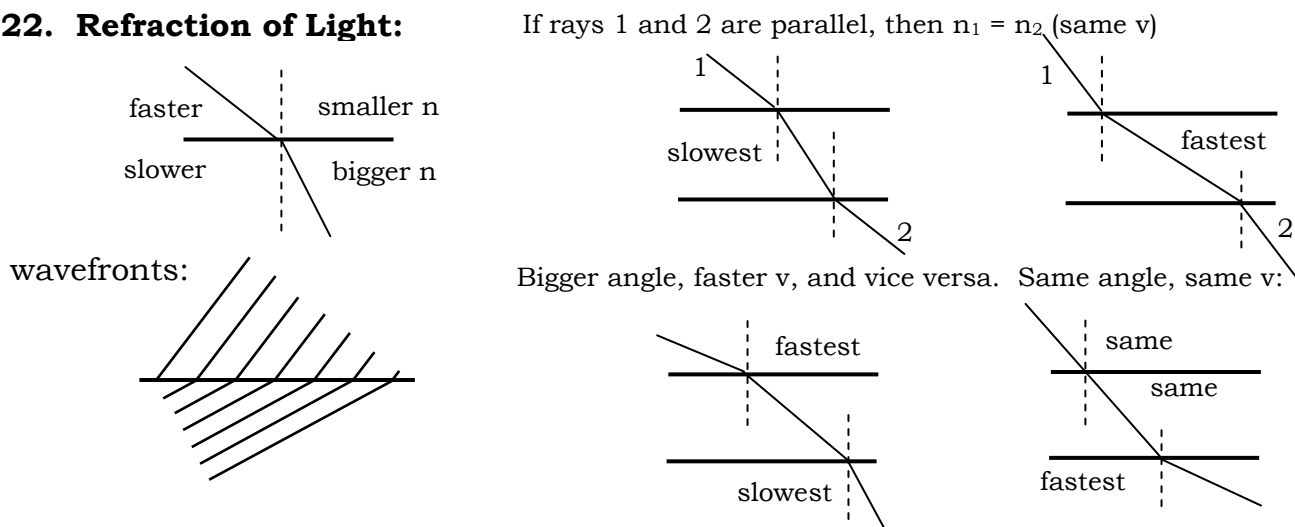
20. Reflection:



21. Wavefronts entering a new medium in which its speed is slower $v_1 > v_2$ (a wave traffic jam):

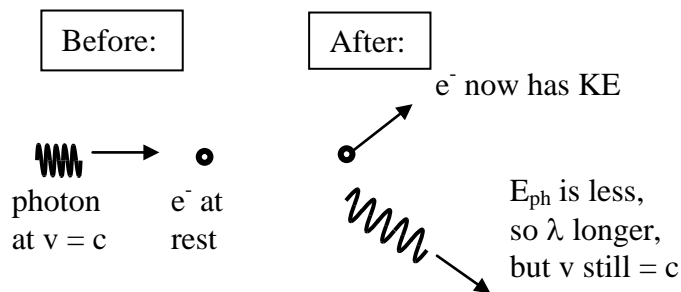


22. Refraction of Light:



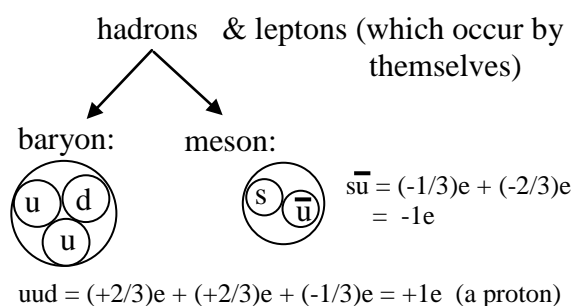
23. Photon-electron collisions (Compton Effect)

→ Light acting like a particle:



Some of photon E and momentum are transferred to e^- .
 E_T and p_T are conserved → e^- gains what photon loses

24. Standard model: All matter is made of...



The antiparticles are: $\bar{u}\bar{d} = -1e$ and $\bar{s}u = +1e$
They have the same mass as their antimatter.